

Operation Manual

D-5 (Studio)



Eagle Beaming International Co., Ltd.
No.53 Hoping Rd., Luchou Dist.
New Taipei City, 24750 Taiwan

ACBIL
CAMERA SUPPORT EQUIPMENT

D-5 (Studio)

Dolly Package

Copyright © Eagle Beaming International Co. LTD. 2015

All rights reserved. Reproduction of any part of this document including images, artwork, or writing without prior written consent of Eagle Beaming International Co. LTD. in writing is strictly prohibited.

Safety



Where there is a risk of injury, or damage to equipment, this warning symbol will appear. This equipment may cause harm if not used in accordance with this operation manual.

Before operating this equipment, please read manual for safety.

- Always maintain payload to within the maximum capacity limit.
- Ensure tripod is securely positioned, and all leg locks are in the locked position.
- Do not modify, or dismantle equipment, as it may cause damage, and injury.
- Always remove camera and accessories before transporting.

Technical Specifications

Weight	5.3kg / 11.7lb
Payload	90kg / 200lb
Pipe Material	Aluminum
Collapsed Dimension	57x23x24cm / 22.5x9x9.5"
Wheel Size	125mm
Leg Extension From Center	55cm
Wheel Brake	Yes
Cable Guard	Yes

Contents

Safety.....	3
Technical Specifications.....	3
Components.....	5
Setting up the dolly.....	6
Further Information.....	7

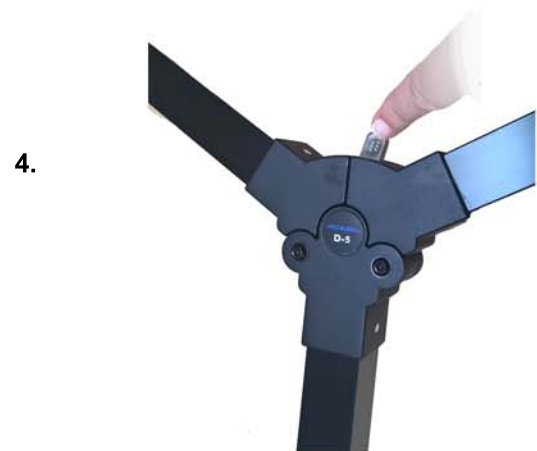

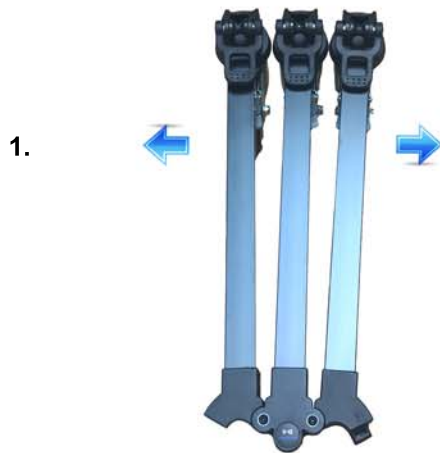


1 - Lock Release Lever
2 - Tripod Foot Strap Lock

3 - Cable Guard
4 - Wheel Lock

Setting up the dolly.

1. Open the dolly legs fully until locked.
2. Insert tripod foot into dolly.
 - ① Insert tripod foot into dolly in secure position.
 - ② Use the strap lock to lock tripod to dolly.
3. Use wheel brakes to keep dolly from rolling.
4. Collapsing Dolly.
 - ① Press the lock down to unlock legs.
 - ② Collapse dolly legs.



Further Information

For more information on products listed in this manual, visit us online:

www.acebil.com

or contact us at:

Eagle Beaming Intl. Co., Ltd.
No. 53 Hoping Rd., Luchou Dist,
New Taipei City, 24750 Taiwan

TEL: (02) 22818634
FAX: 886-2-22818718

To view our full line of Acebil camera support equipment, visit us online:

www.acebil.com

